

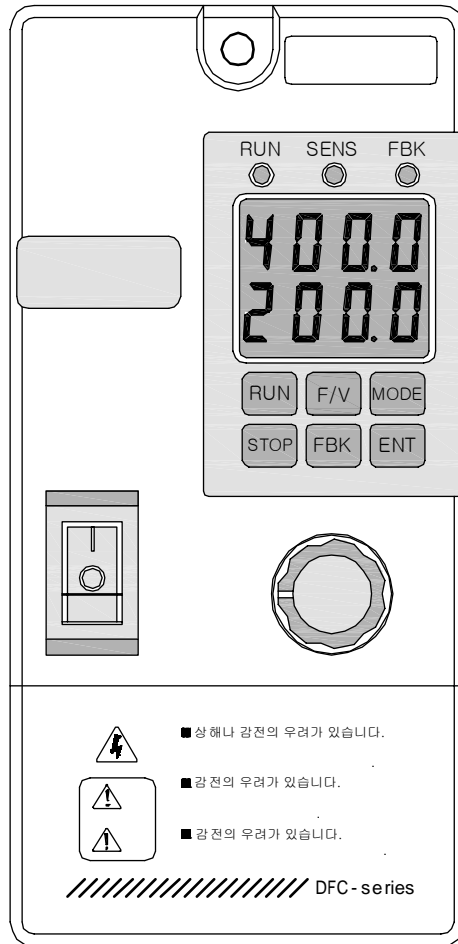
# DFC-Series

MODEL

DFC - 3BD

DFC - 5BD

DFC - 8BD

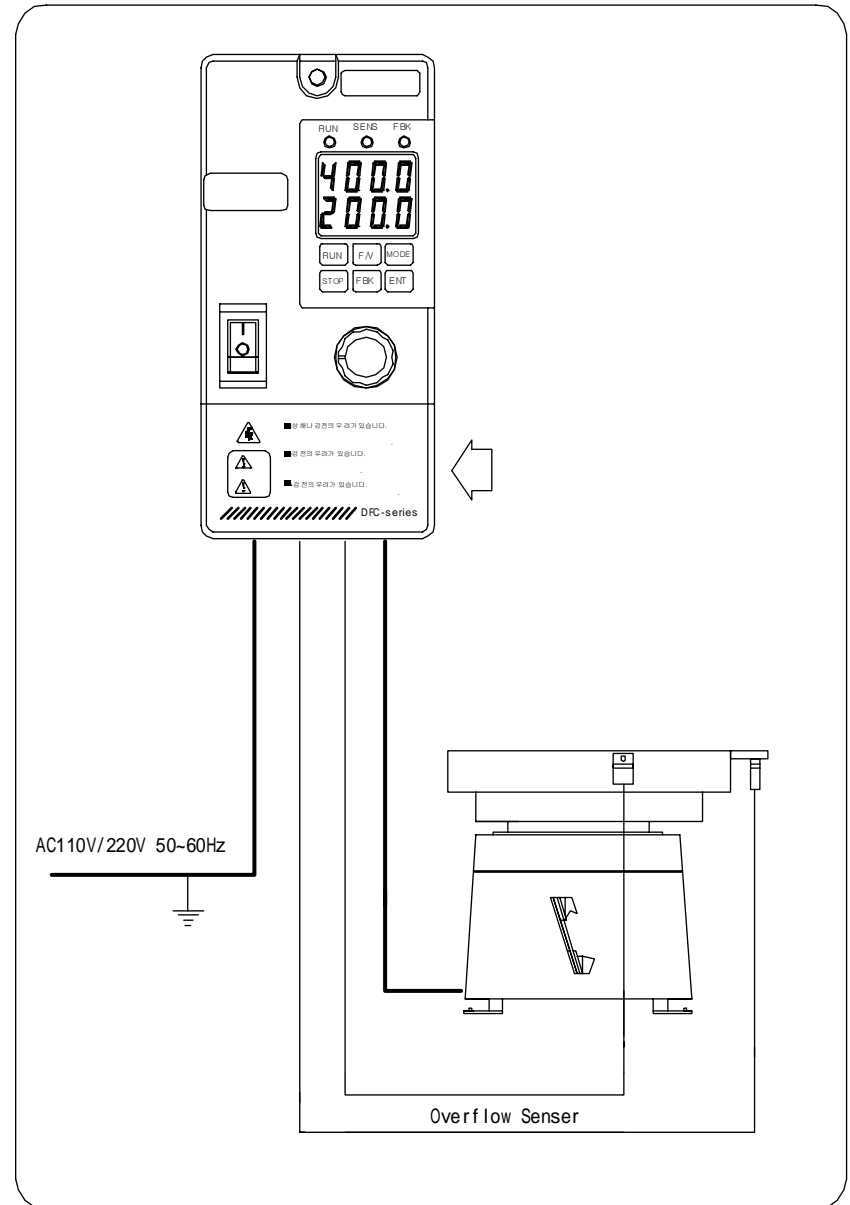



[     ]

1.	.....	3
2.	.....	5
2-1.	.....	5
2-2.	.....	6
2-3.	.....	7
2-4.	.....	8
3.	.....	10
4.	.....	10
5.	.....	11
6.	.....	12
7.	.....	13
7-1.	..... / .....	13
7-2.	OVER-FLOW .....	14
7-3.	(VR/DC 0-5V) .....	15
7-4.	(     ) .....	16
7-5.	.....	17
7-6.	.....	17
8.	.....	18
9.	.....	19
10.	.....	20
11.	.....	21
12.	.....	22

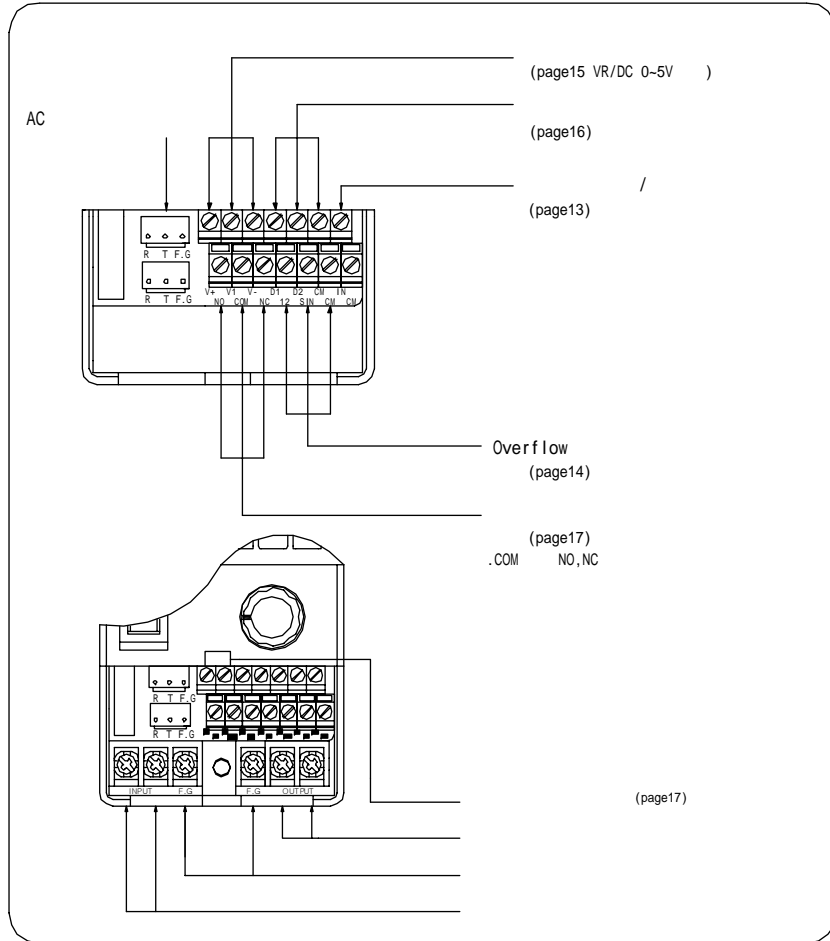


1. [ ]  
FEEDER



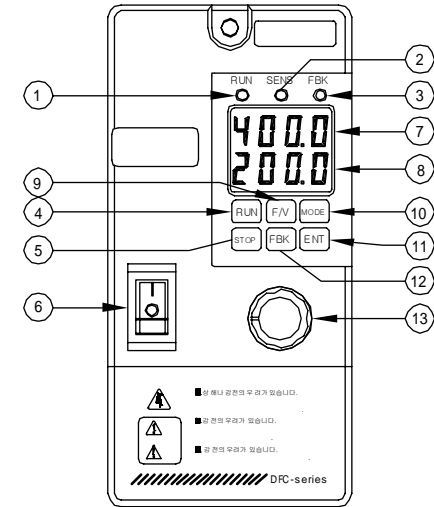
- 1.
- 2.
- 3.

FUSE



220V . 110V  
110V

- 2.
- 2.1



1. LED
2. over flow LED
3. overflow LED
4. RUN KEY
5. STOP KEY
6. 7-SEGMENT( )
7. 7-SEGMENT( )
8. 7-SEGMENT( )
9. F/V KEY
10. MODE KEY
11. ENT KEY
12. FBK KEY
13. ENCODER

2.2

1. ON

\* ON

RUN LED : / (IN) 가 ON

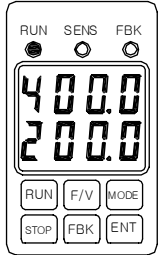
STOP : RUN



2. RUN KEY ...

\* .RUN KEY FEEDER ON (" inS 가 no ON ")

\* .RUN LED .SENS LED ON

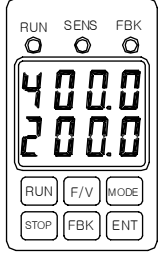


2. STOP KEY ...

\* .RUN LED FEEDER .OVER FLOW SENSOR ( inS 가 no STOP KEY )

.STOP KEY / (IN) 가

IN 가



\*RUN LED FEEDER 가 \*

1. 가 가?

F/V 가 FND FND 가

가 ENCODER /

2. 가?

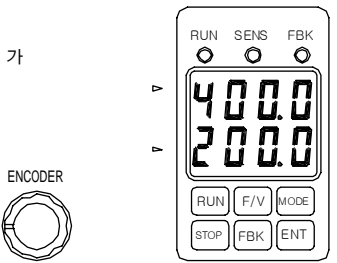
F/V 가 FND FND 가

가 ENCODER / 가

2.3

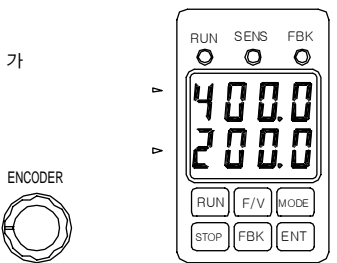
2. .F/V KEY 가 'ENCODER 가

/ 가 (0-200.0 가 )



2. .F/V KEY 가 'ENCODER 가

/ 가 (40.0 - 400.0 Hz 가 )



2.4

2. OVER FLOW SENSOR ON TIMER

1.MODE-KEY ( "ON" )

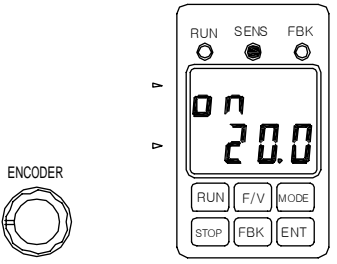
.MODE-KEY

2. "on" ENCODER "ENT" KEY

/

\* 0.1 ~ 20.0 \*

\*KEY 7 \*



2. OVER FLOW SENSOR OFF TIMER

1.MODE-KEY ( "oFF" )

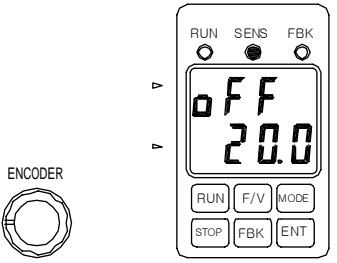
.MODE-KEY

2. "oFF" ENCODER "ENT" KEY

/

\* 0.1 ~ 20.0 \*

\*KEY 7 \*



2. OVER FLOW SENSOR

1.MODE-KEY

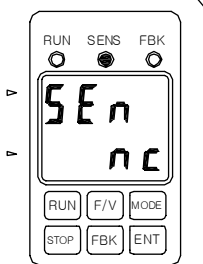
( . "SEn")

.MODE-KEY

2. "SEn" ENCODER  
/ nc / no "ENT" KEY

\*nc: normal close no: normal open \*

\*KEY 7 \*



2.

1.MODE-KEY

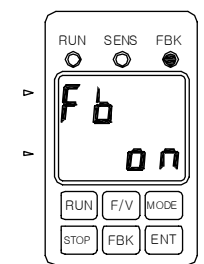
( . "Fb")

.MODE-KEY

2. "Fb" ENCODER  
/ OFF/ON "ENT" KEY

\*on: OFF: \*

\*KEY 7 \*



2. START (IN)

1.MODE-KEY

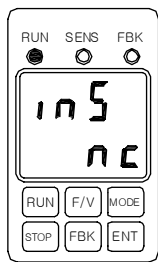
( . "inS")

.MODE-KEY

2. "inS" ENCODER  
/ "ENT" KEY

\* nc: normal close no: normal open \*

\*KEY 7 \*



2.

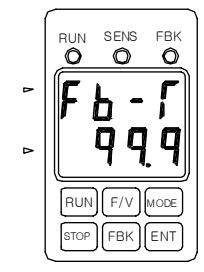
1.MODE-KEY

( . "Fb-T")

.MODE-KEY

2. "Fb-T" ENCODER  
/ "ENT" KEY

\*KEY 7 \*



2. Soft Start

1.MODE-KEY

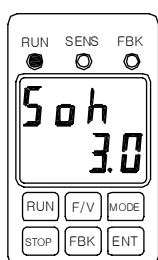
( . "Soh")

.MODE-KEY

2. "Soh" ENCODER  
/ "ENT" KEY

\* 0.0 ~ 3.0 \*

\*KEY 7 \*



2.

1.MODE-KEY

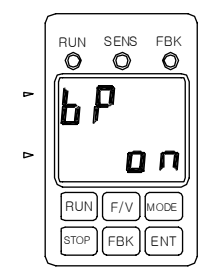
( . "bP")

.MODE-KEY

2. "bP" ENCODER  
/ of f/on "ENT" KEY

\* on: OFF: \*

\*KEY 7 \*



2. Soft Down

1.MODE-KEY

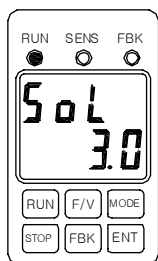
( . "SoL")

.MODE-KEY

2. "SoL" ENCODER  
/ "ENT" KEY

\* 0.0 ~ 3.0 \*

\*KEY 7 \*



2.

1.MODE-KEY

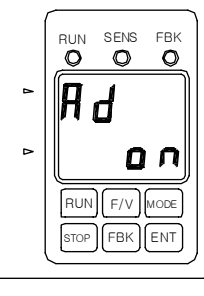
( . "Ad")

.MODE-KEY

2. "Ad" ENCODER  
/ of f/on "ENT" KEY

\* on: OFF: \*

\*KEY 7 \*




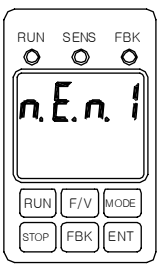
3.

2. /

1.MODE-KEY ( "nEn1" )

.MODE-KEY

ENCODER

nEn1 "ENT" KEY

가 ENCODER


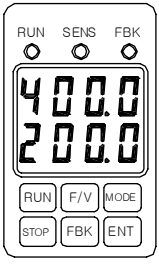
"F/V" KEY 가

"ENT"KEY 가

nEn1

\*nEn2,nEn3

ENCODER

4.

'on' (page9 )

'FBK KEY ( ) ( ) 'FBK'LED가


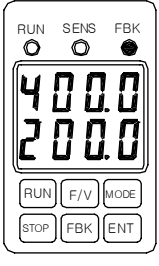
:'FBK' LED

:'FBK'LED

\* 가

fb off

ENCODER

\*(page 17 )

\*(page 9 )

\*.

.Fb - on :


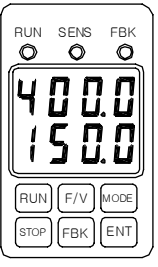
.Fb - off :

5.

1. .F/V KEY 가

(0-200.0 가 )

ENCODER


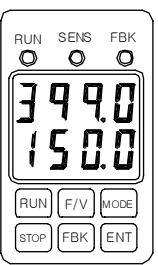
2. F/V KEY 가

400.0Hz 'RUN' KEY

RUN LED 가 ON



(40.0 - 400.0 Hz 가 )

ENCODER

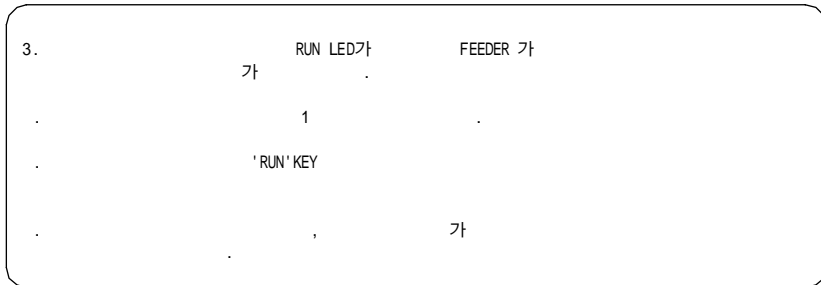
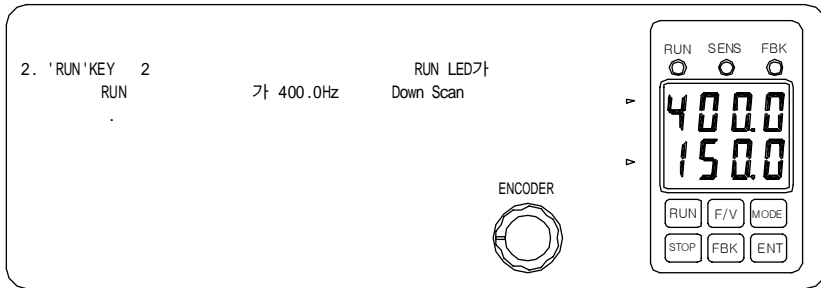
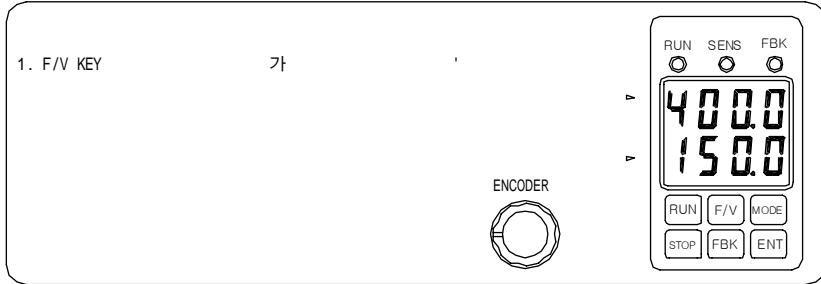
3. (1/2)

ENCODER

6. (AUTO-TUNING)

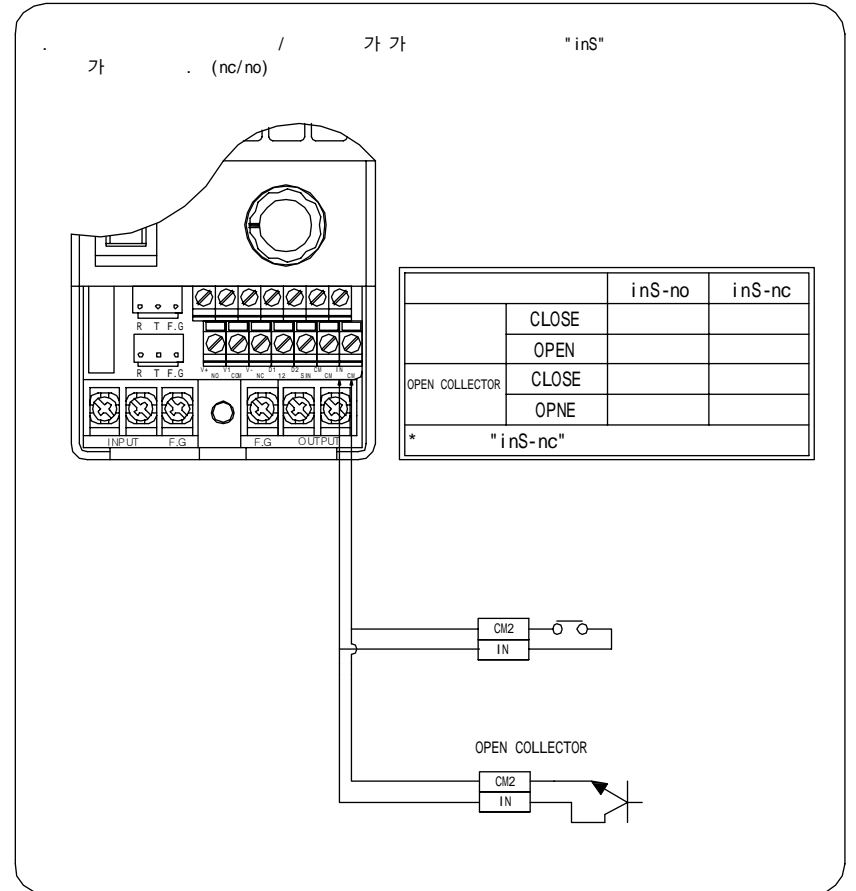
'on' (page9 )



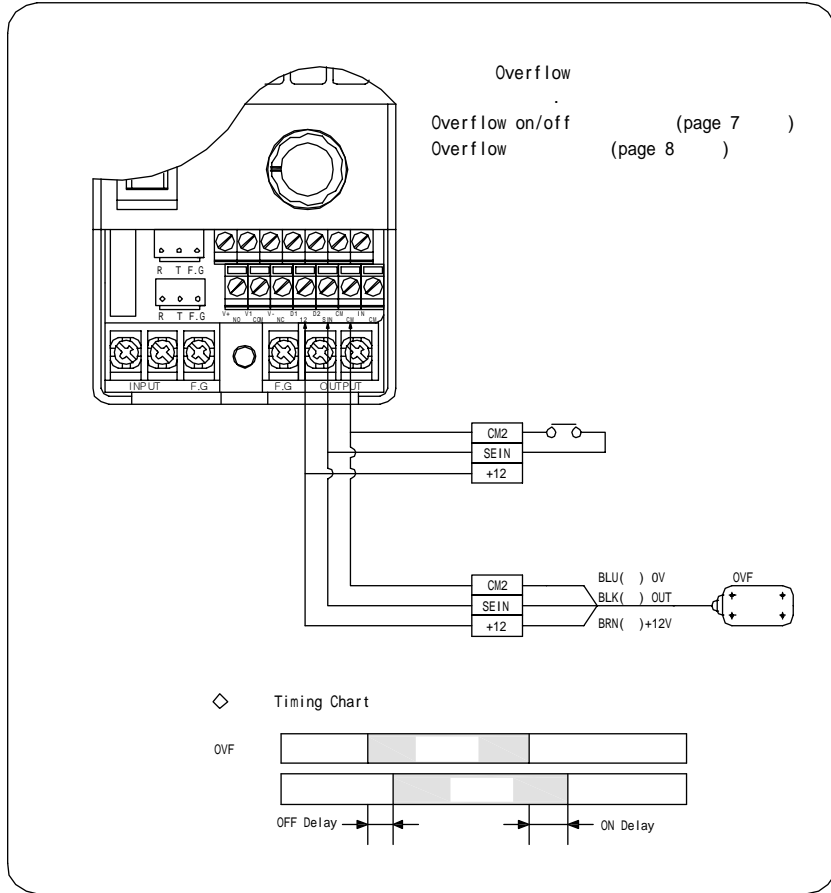
\*\* 가

가 \*\*

7.  
7.1 /

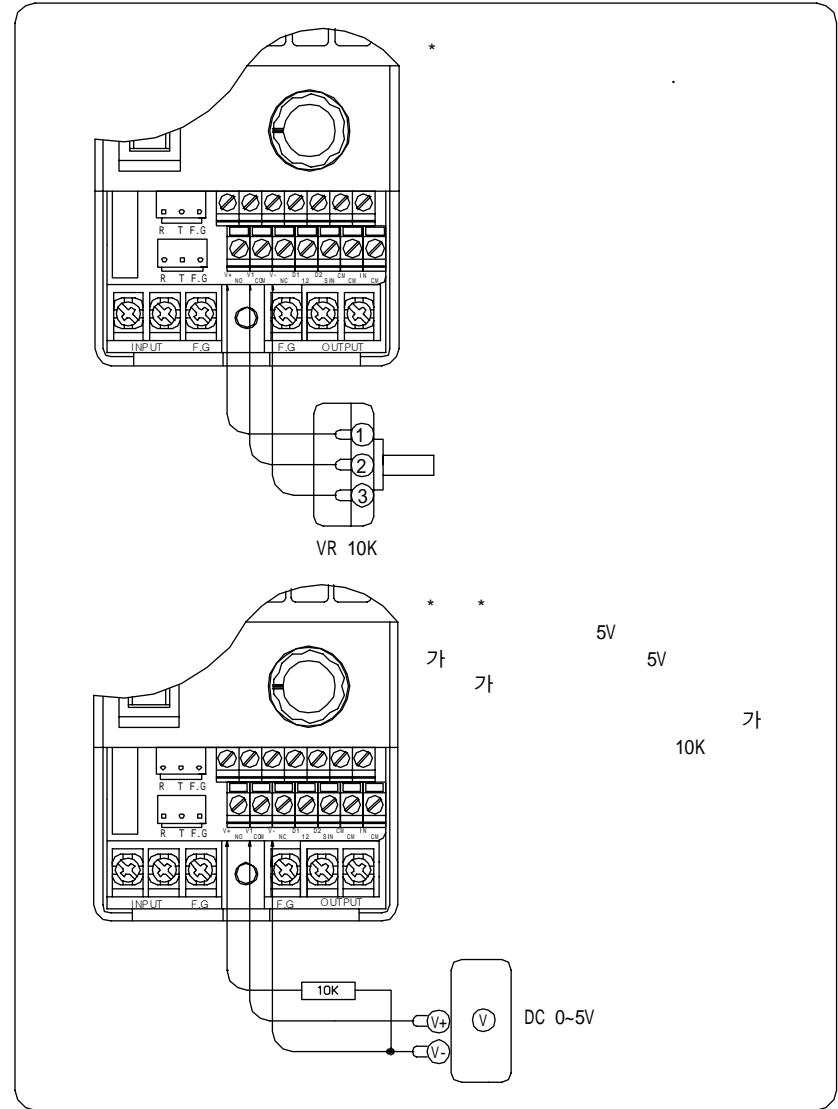


7.2 Over-flow



\* Overflow on time/off time (page 7)  
 \* Overflow nc/no (page 8)

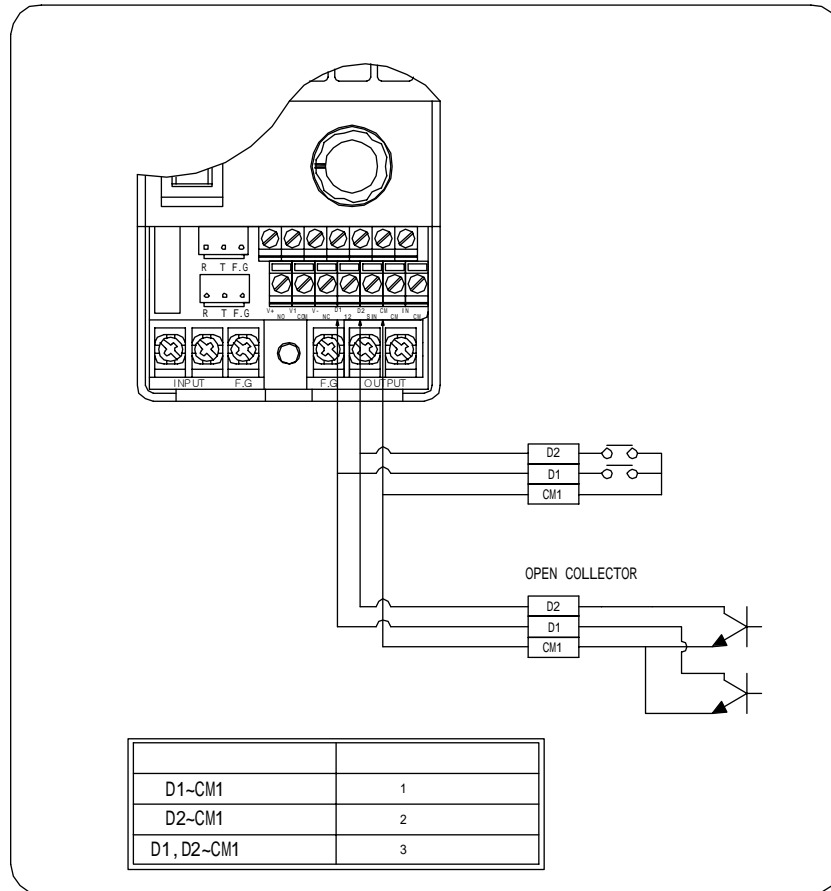
7.3 (VR/DC0-5V )



\* VR/DC 0-5V  
 \* VR/DC 0-5V  
 ENCODER



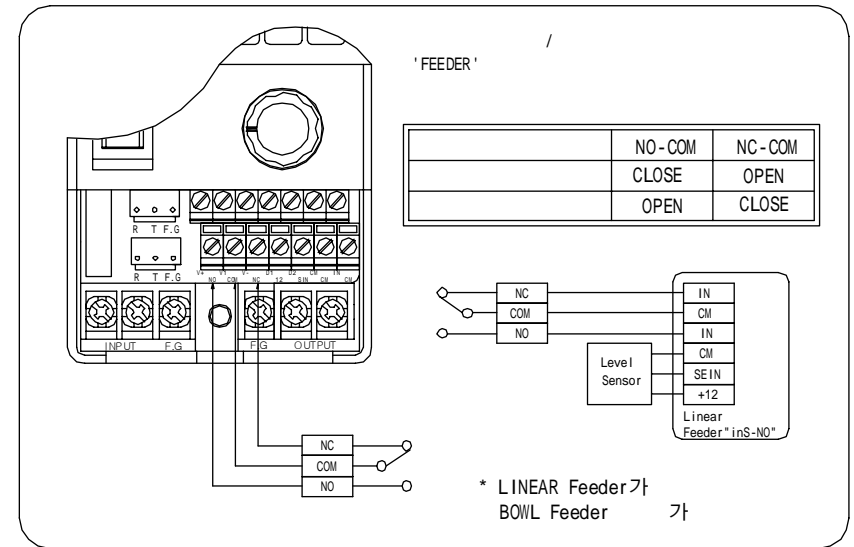
7.4 ( )



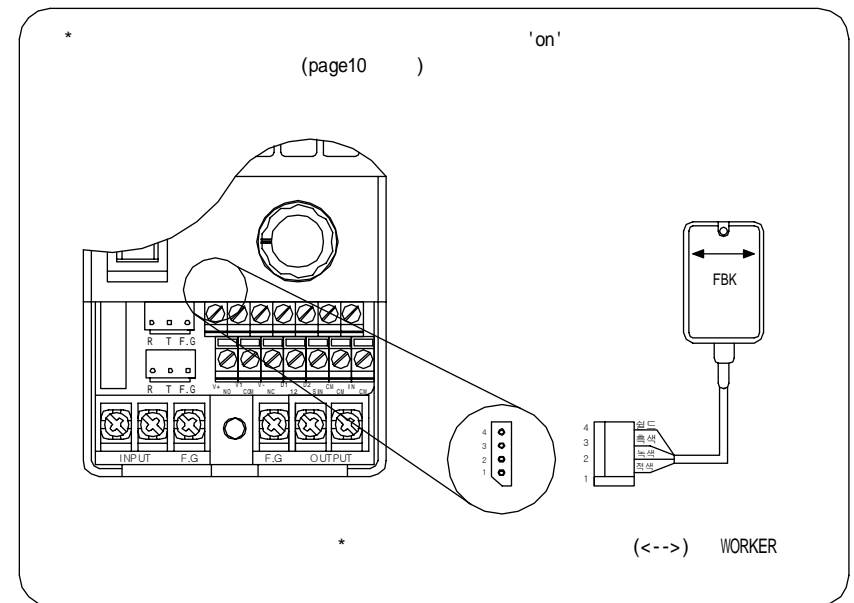
\* (D1/D2/CM1) n.E.n 1/2/3 /

\* feeder 가

7.5 (NO/COM/NC)



7.6 (FBK)



8.

\* (page 7-10 )

	( )			
1	On 200	* on timer( sensor contror On timer) on	0.1~20.0 (0.1 )	0.1
2	OFF 200	* off timer( sensor contror off timer) off	0.1~20.0 (0.1 )	0.1
3	SEn nc	* .nc : normal close no : normal open	nc no	nc
4	inS nc	* start (IN) .nc : normal close no : normal open	nc no	nc
5	SoH 30	* slow up (soft start)	0.0~3.0 (0.1 )	0.0
6	SoL 30	* slow down (soft stop)	0.0~3.0 (0.1 )	0.0
7	Fb on	* Feed-Back	on oFF	oFF
8	Fb-f qqq	* Feed-Back 가 .Bowl	0.1~99.9sec (0.1sec )	0.5
9	bP on	* .on : off :	on oFF	0.1
10	Ad on	* .on :vr off : vr	on oFF	oFF
11	nEn1	* 1 ( : / )	40.0~400.0 0.0~200.0	120.0 1.0
12	nEn2	* 2 ( : / )	40.0~400.0 0.0~200.0	120.0 1.0
13	nEn3	* 3 ( : / )	40.0~400.0 0.0~200.0	120.0 1.0

9.

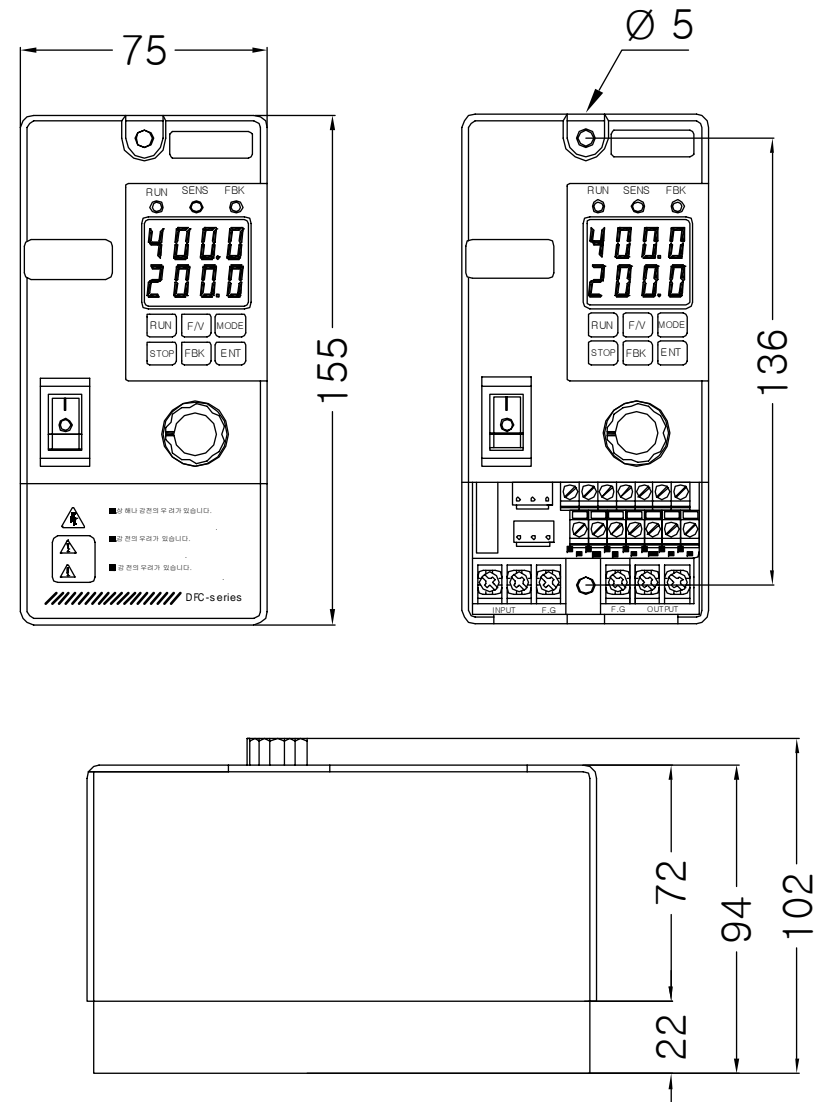
		DFC-3BD	DFC-5BD	DFC-8BD	
		AC110V/220V 50/60Hz			
		F/V - Key ENCODER			
		40.0HZ ~ 400.0HZ			
		0.1HZ			
		F/V - Key ENCODER / VR			
		0.0V ~ 200.0V			
		0.1V			
			3A	5A	8A
			PWM		
			RISC CPU Digital		
			on/off (PLC ) (nc/no)		
		RUN / (Over flow) : nc/no on delay timer : 0.1~20.0 , 0.1 off delay timer : 0.1~20.0 , 0.1			
		3 (COM, NC, NO)			
Soft Start		0 ~ 3.0 (0.1 )			
Soft Stop		0 ~ 3.0 (0.1 )			
		Alarm			
		0 ~ 40'C			
		10 ~ 90%			
		0.80kg	0.85kg	0.90kg	
		75X155X102			


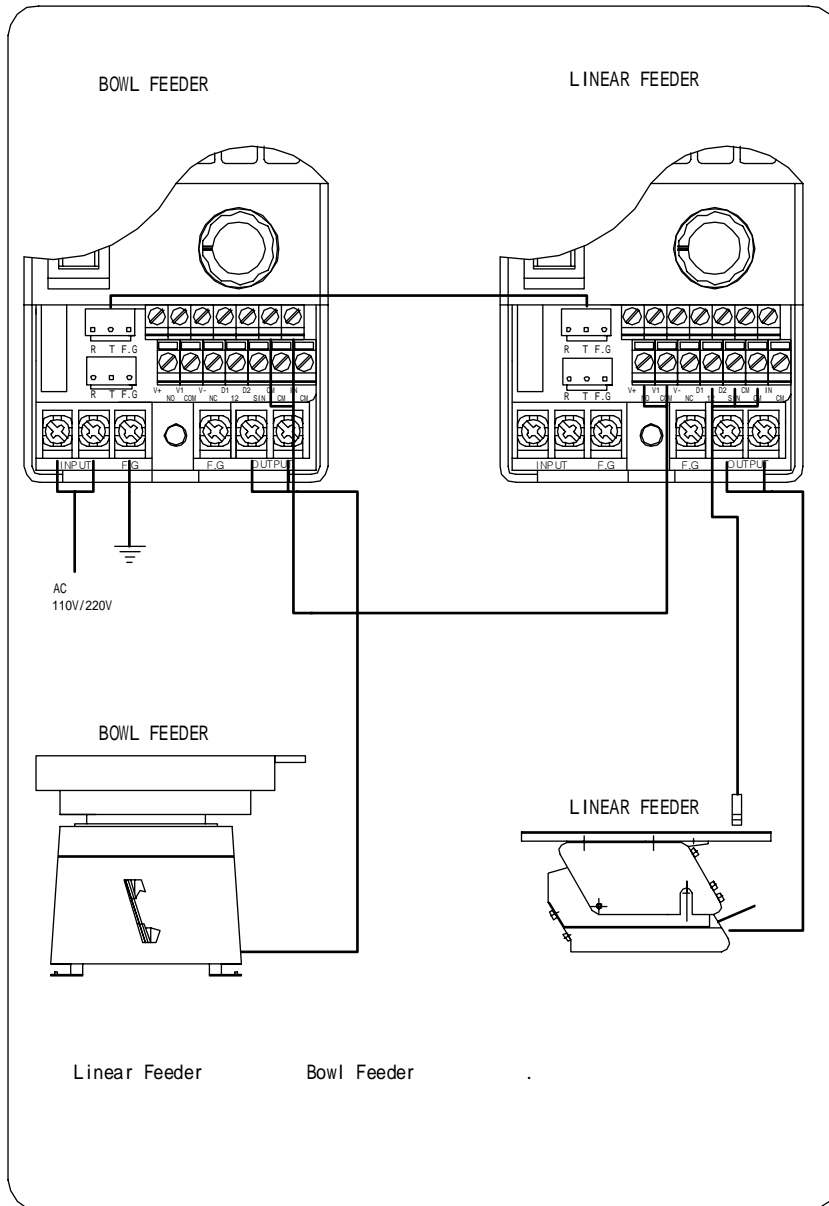
10.

가		
	가? POEWER 가?	

Er01	가	
Er02		
Er03		
Er04		

10 .





1 681-1

B 406

TEL : (051) 805-9678

FAX : (051) 803-5887

www.djst.co.kr

**DFC-Series**